

VacuFil Compact Twin

Art. No.: 82 381



Technical Data

Filter	
Filter stages	1
Filter method	Cleanable filter
Filter surface	72 ft ²
Type of filter	Filter cartridge
Filter material	ePTFE membrane
Filter efficiency	> 99.9 %
Dust classification	M
Basic data	
Max. extraction capacity	165 cfm
Extraction capacity	127 cfm
Max. fan performance	165 cfm
Maximum vacuum	129 inch WC
Weight	212 lbs
Motor power	5.11 hp
Power supply	3 x 460 V / 60 Hz
Rated current	8.1 A
Noise level	73 dB(A)
Additional information	
IFA-Certification	Certification submitted
Fan type	Side channel blower
Compressed air supply	87 - 116 PSI
Hose connection	
Air outlet	

Applications

- High levels of smoke and particles
- Regular use
- Torch extraction
- For two work places
- Alternating work places

Benefits

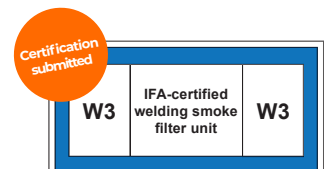
- Stepless preselection of the extraction power for the use of various extraction torches
- Intuitive one-button operation, for use with gloves
- Outstanding price-performance ratio thanks to a wide range of additional features
- High flexibility thanks to two connections with NW45/63mm each
- Extensions can be integrated via interface

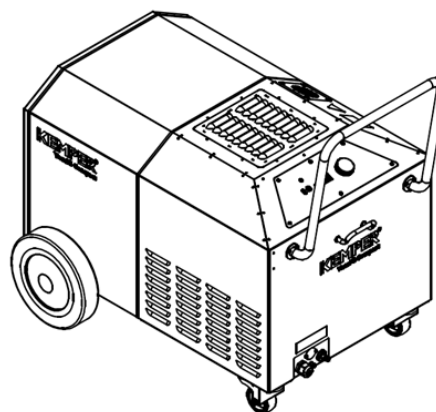
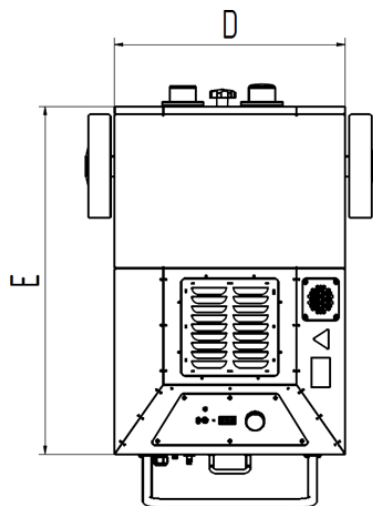
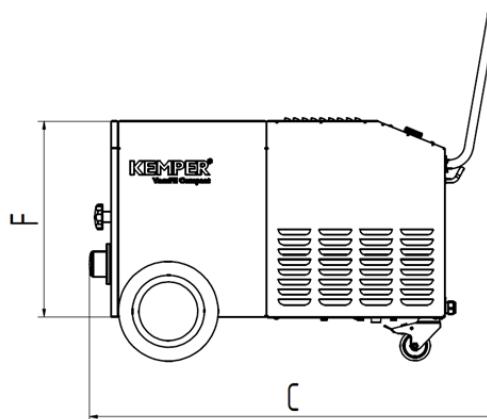
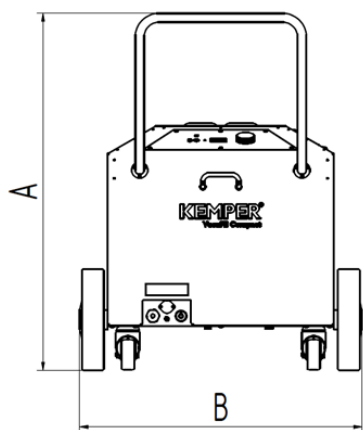
Properties

- Large filter surface
- Side channel blower
- KemTex® ePTFE filter cartridge
- Intuitive one-button operation
- Stepless air volume selection
- USB Type-A charging socket
- Compact design
- Monitoring of the extraction rate

Accessories

- Automatic start-stop
- Automatic air volume control
- Tool tray with cup holder
- Suction hose
- Slot and funnel nozzle
- Connector for welding torches





Technical Data

Dimensions

A	34.6 in
B	27.2 in
C	40.1 in
D	21.9 in
E	32.9 in
F	19.3 in